



What's this?



Yesssss! It's the nose of a shiny, brand-new CN locomotive. CN is adding up to 260 new locos to its fleet. They're being built now in Texas, and they'll use the latest technology to be amazingly efficient.

Stay safe – and pay it forward!

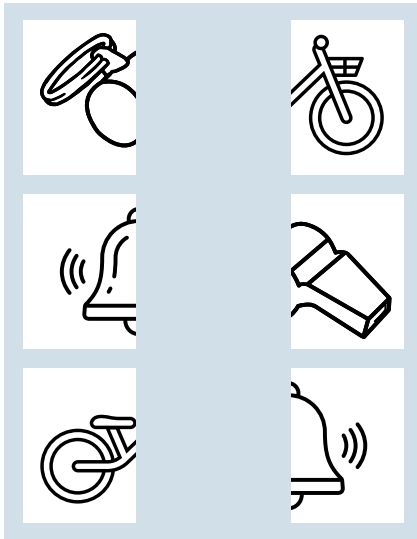
By sharing these rules with your friends and family, you're helping more people stay safe. If those people share the rules with their friends and family... well, you get the idea. Together, we can save lives.

- Always look both ways before crossing tracks and listen for warning bells and whistles.
- Walk (don't run!) at crossings, remove your earbuds or headphones, and always walk your bike across tracks.
- Never ever trespass on railroad property – that means tracks, railyards, tunnels and bridges – it's dangerous!

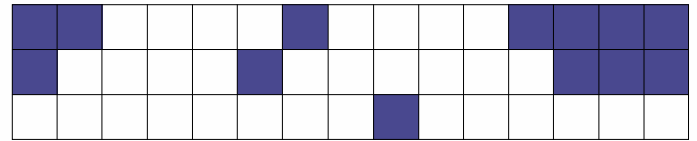
Learn all of Obie and Max's safety rules at

cn.ca/obie

Can you match the images on the left to their other half on the right?



Whoops, some letters have fallen off this grid! But look under the grid – all the letters are there, and in the correct column. Can you put the letters where they belong to reveal a very important safety tip?



A O S I E T R
R O S O K N B O T R A
C W L Y S K B G F O H E C K S

A train that runs on water?

CN's Aquatrain is an amazing rail-marine barge that runs between Prince Rupert, BC, and Whittier, AK. It carries 45 railcars on eight tracks!



Go team!


Indoors or outdoors, Balloon Stomp is a fun game!

You'll need two balloons for each player, with different colours for each team, and about 46 cm (18") of yarn or ribbon for each balloon.

Choose teams, with an equal number of players on each team. Each player needs to blow up their balloons, knot the ends and tie on the yarn or ribbon, then tie the other end around each of their ankles.

Mark out boundaries for the play area. Ready? Ask someone to yell "GO" and start stomping to pop the opposing team's balloons! No, you can't use your hands! As soon as a player has had both their balloons popped, they need to move outside the play area.

The team with a player who has at least one balloon that's not popped wins.



In time for Spring

Ladybug, ladybug, what a great paperweight!

This is so simple! Find a smooth rock that's a bit rounded on top and sort of flat on the bottom. Use red acrylic paint for the ladybug's body. Change to black paint for her head and the dots and lines on her body. Finish it using a bit of white paint for her eyes. Makes a great gift!

Find more fun ideas at ecokids.ca.

Earth Day Canada is CN's EcoConnexions program partner.

